



District Report Card: 2017


State: Jharkhand	District: Lohardaga
Class: 8	Subject: Language
Schools: 46	Students: 1160


Participation/Coverage


Students

<div>GENDER</div> <div></div>	Boys		Girls	
	Number	%	Number	%
	506	43.62	654	56.38

<div>AREA</div> <div></div>	Rural		Urban	
	Number	%	Number	%
	1052	90.69	108	9.31

<div>CATEGORY</div> <div></div>	SC		ST		OBC		GEN	
	Number	%	Number	%	Number	%	Number	%
	54	4.66	688	59.31	345	29.74	73	6.29

<div>CWSN</div> <div></div>	LD	VI	HI	S&LD	ID	Oth
	5	1	3	3	0	1

<div>Management</div> <div></div>	Government		Government-aided	
	Number	%	Number	%
	1103	95.09	57	4.91

Average Performance of Students in Language (%)

Overall	Gender		Area		Management		Social Group			
	Male	Female	Rural	Urban	Govt.	Aided	SC	ST	OBC	GEN
53.82	54.73	53.11	53.07	61.11	53.32	63.51	51.23	52.63	55.98	56.71

Performance on Learning Outcomes (LOs)

Learning Outcomes	Description	Average Performance(%)
L813	Read textual/non-textual materials with comprehension and identifies the details, characters, main idea and sequence of ideas and events while reading	53.82

Range of Performance of Students who Answered Correctly							
Below 30%		30% - 50%		50% - 75%		Above 75%	
Number	%	Number	%	Number	%	Number	%
217	18.71	280	24.14	451	38.88	212	18.28

Lowest Performing Learning Outcomes (LOs)

1 - Read textual/non-textual materials with comprehension and identifies the details, characters, main idea and sequence of ideas and events while reading (53.82)